


TRUE GRIT (2010)

Stage 1 – The Gaslight Theater



Ammunition and Staging:

Shotgun – 4+ rounds, staged in left window.

Rifle – 10 rounds, staged in right window.

Pistols – 5 rounds each, holstered.

Starting Position

Shooter starts at right window, hands on window frame.

Gun Order

Rifle, Pistol, Shotgun.

Ready Line


"I never shot nobody I didn't have to."

At The Beep

Engage rifle targets in a Kansas Sweep (R1, R1, R2, R2, R3, R3, R2, R1, R2, R3). Move to doorway and engage pistol targets in the same manner. Move to left window and engage shotgun targets until down.

TRUE GRIT (2010)

Stage 2 – The Stoney Bottom Gazette



Ammunition and Staging:

Shotgun – 4+ rounds, staged on right shelf.

Rifle – 10 rounds, staged at shooter's starting position.

Pistols – 5 rounds each, holstered.

Starting Position

Shooter starts at either left or right window.

Gun Order

Pistol – Rifle – Shotgun <OR> Shotgun – Rifle - Pistol

Ready Line

"That'll be the biggest mistake you ever made, you Texas Brushpopper."

At The Beep

Using pistols through the left window, engage pistol targets in a 1-2-4-2-1 sweep from either end (one on the end target, two on the adjacent target, four on the middle target, two on the next target, and one on the other end target). Through doorway, engage rifle targets using the same instructions as the pistol. Through the right window, knock down all four shotgun targets.

TRUE GRIT (2010)

Stage 3 – The Two Dogs Saloon



Ammunition and Staging:

Rifle – 10 rounds staged on center window.

Pistols – 5 rounds each, holstered.

Shotgun – 4+ rounds, staged on outhouse seat.

Starting Position

Shooter starts at outhouse (hands on poles).

Gun Order

Shotgun – Rifle – Pistol

Ready Line

"The jakes is occupied."

At The Beep

With shotgun, knock down all four shotgun targets. Through the Saloon window, with first five shots engage rifle targets in a military sweep (left, left, left, right, left). Repeat with the second five shots.

With pistols engage one set of pistol targets through a doorway in a military sweep. Repeat on the other set of pistol targets through the other doorway.

TRUE GRIT (2010)

Stage 4 – The Bank



Ammunition and Staging:

Shotgun – 4+ rounds, staged on right shelf.

Rifle – 10 rounds, staged on left shelf.

Pistols – 5 rounds each, holstered.

Starting Position

Shooter starts at either window, hands on hat.

Gun Order

Guns in any order – do not end with the rifle.

Ready Line


“If them men wanted a decent burial they should have got themselves kilt in summer.”

At The Beep

Through left window, with rifle and pistols, engage each target four times. Through right window, knock down all four shotgun targets.

TRUE GRIT (2010)

Stage 5 – Woodfox Hardware Store



Ammunition and Staging:

Shotgun – 4+ rounds, staged on right window shelf.

Rifle – 10 rounds, staged on left window shelf.

Pistols – 5 rounds each, holstered.

Starting Position

Shooter starts at any shooting position, hands on hat.

Gun Order

Guns in any order – don't end with the rifle.

Ready Line

"You could not hit a man at 300 yards if your gun was resting on Gibraltar."


At The Beep

Through left window first triple tap the end pistol targets, then double tap the middle pistol targets.

Through the doorway, engage the rifle target using the same instructions as the pistol. Through the right window, knock down all four shotgun targets.

TRUE GRIT (2010)

Stage 6 – Fort Staudinger



Ammunition and Staging:

Shotgun – 4+ rounds, staged at either right or left shelf.

Rifle – 10 rounds, staged on table at fort entrance.

Pistols – 5 rounds each, holstered.

Starting Position

Shooter starts at either shelf, shotgun in hand.

Gun Order

Start and end with the shotgun. Other than that -- shooter's choice.

Ready Line

"I'm a federal officer. Who's in there!?!"

At The Beep

Knock down the two shotgun targets in front of you. Move to fort entrance, taking the shotgun with you, making it safe on the table for further use. Using pistol, engage pistol targets in a five round Nevada sweep, starting and ending on the center target. (P/R1, P2, P3, P2, P/R1). Next, engage the other set of pistol targets in a five round Nevada sweep starting on the center target (P/R1, P4, P5, P4, P/R1). Either set may be engaged first. Use the same instructions for the rifle on the rifle targets. Pick up shotgun, move to the second set of shotgun targets and knock them down.